

- Wireless, Balanced RF SAW Filter
- Revision 0: December 2004

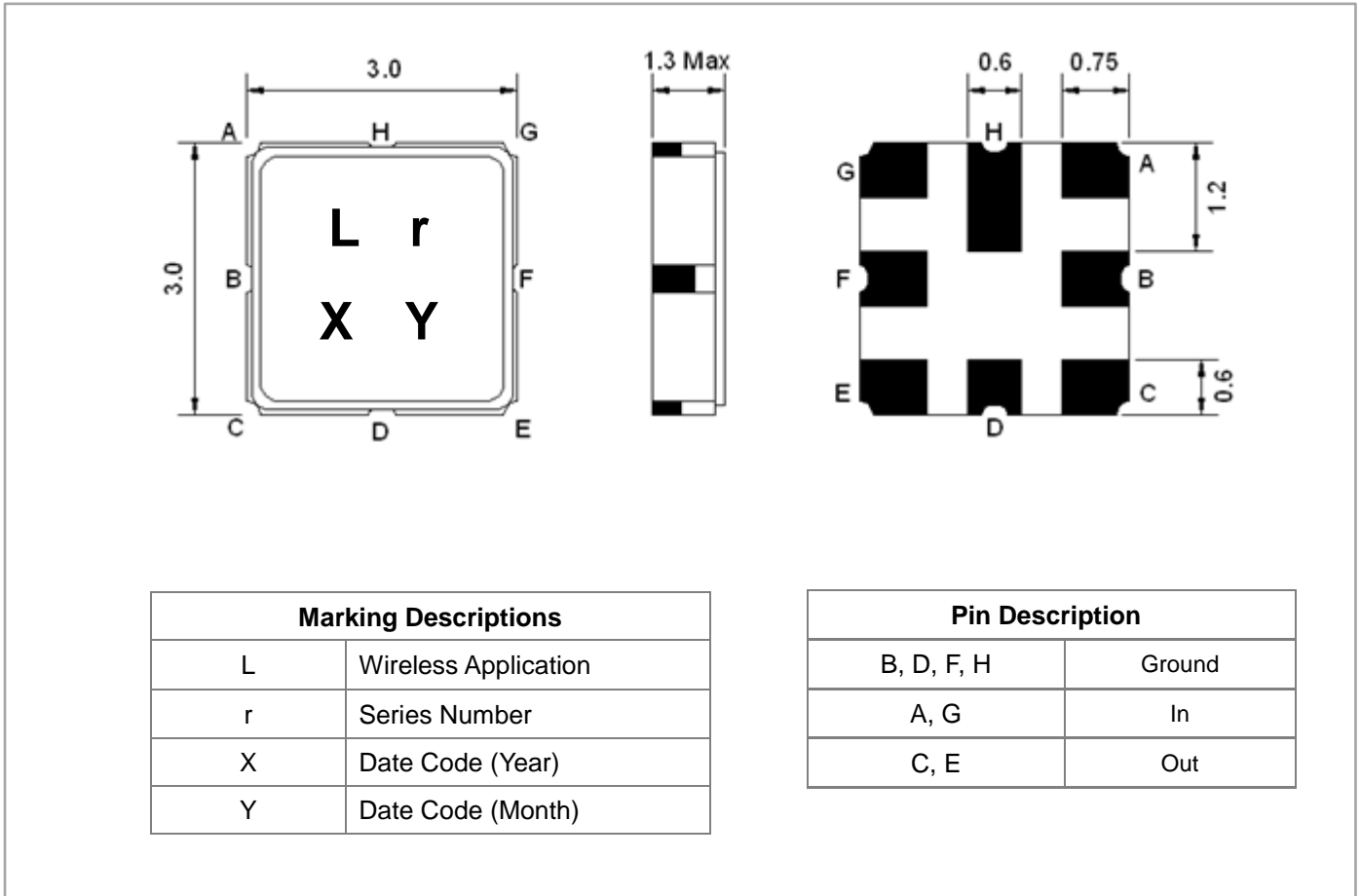
Electrical Characteristics

MAXIMUM RATING				
PARAMETERS DESCRIPTION	UNIT	MINIMUM	TYPICAL	MAXIMUM
Operating Temperature Range	°C	-10	-	+70
Storage Temperature Range	°C	-40	-	+85
Maximum DC Voltage	V	-	-	3
Maximum Input Power	dBm	-	-	0
Source Impedance (Balanced ended) ⁽¹⁾	Ω	-	200	-
Load Impedance (Balanced ended) ⁽¹⁾	Ω	-	200	-
Package type & size	M1			
Length x Width	mm ²	-	3.0 x 3.0	-
Height	mm	-	-	1.3

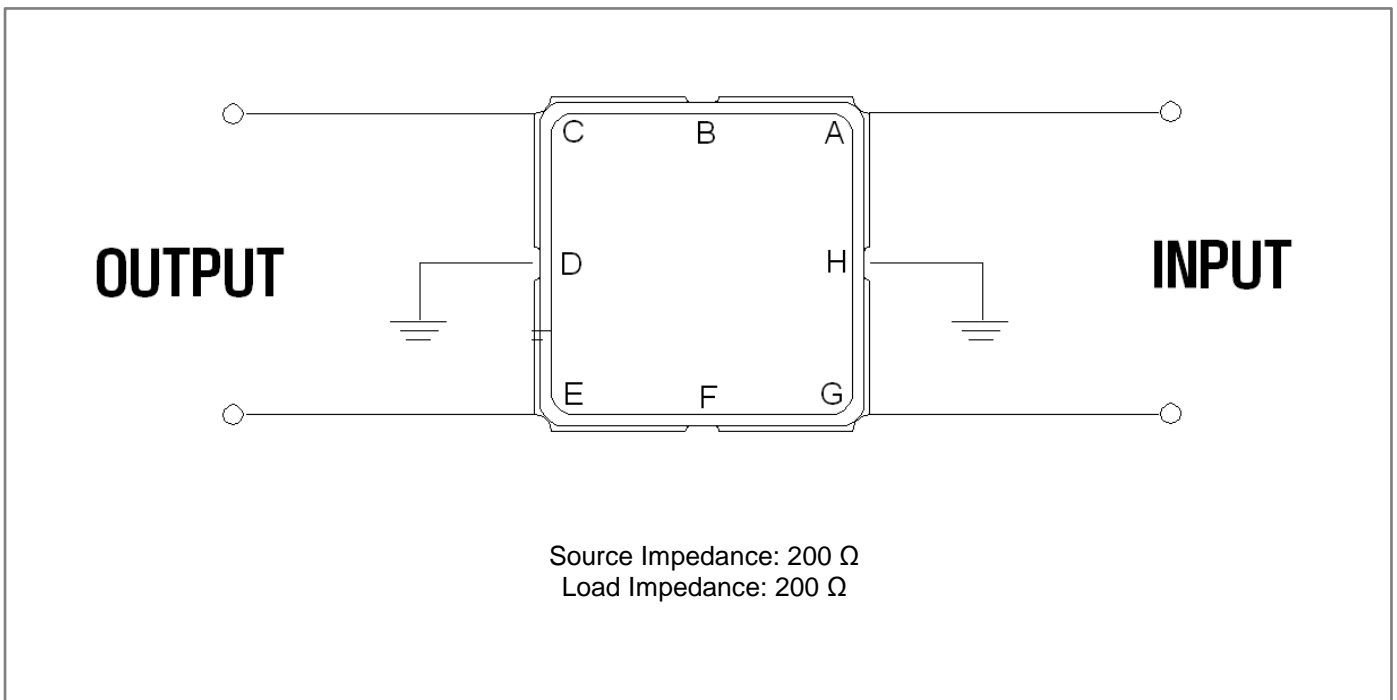
ELECTRICAL SPECIFICATION				
PARAMETERS DESCRIPTION	UNIT	MINIMUM	TYPICAL	MAXIMUM
Center Frequency (Fo)	MHz	-	1690.0	-
Insertion Loss within 1679.7 ~ 1698.8 MHz	dB	-	3.3	4.5
Amplitude Ripple within 1679.7 ~ 1698.8 MHz	dB _{p-p}	-	0.4	1.5
Group Delay Ripple within 1679.7 ~ 1698.8 MHz	ns _{p-p}	-	7.0	15.0
Input / Output VSWR within 1679.7 ~ 1698.8 MHz	-	-	2.10	2.50
Attenuation:				
54.0 ~ 1100.0 MHz	dB	45	54	-
3262.7 ~ 3352.6 MHz	dB	18	22	-
4911.0 ~ 5009.0 MHz	dB	25	32	-
6559.4 ~ 6665.1 MHz	dB	18	22	-
8211.1 ~ 8319.4 MHz	dB	20	28	-

Notes: (1) No Matching Network.

Package Dimensions

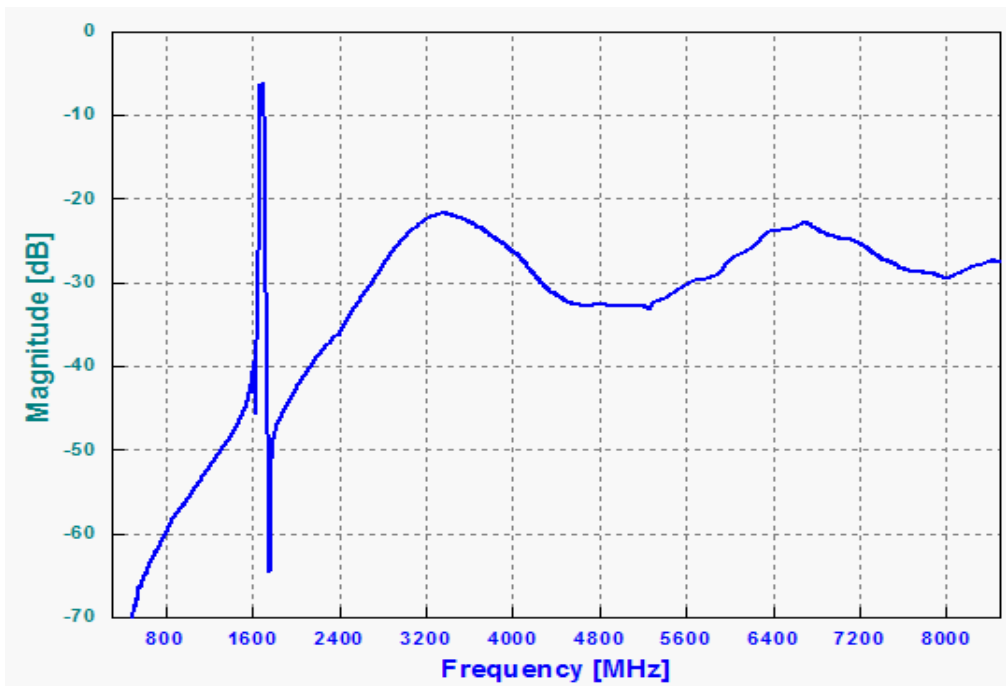
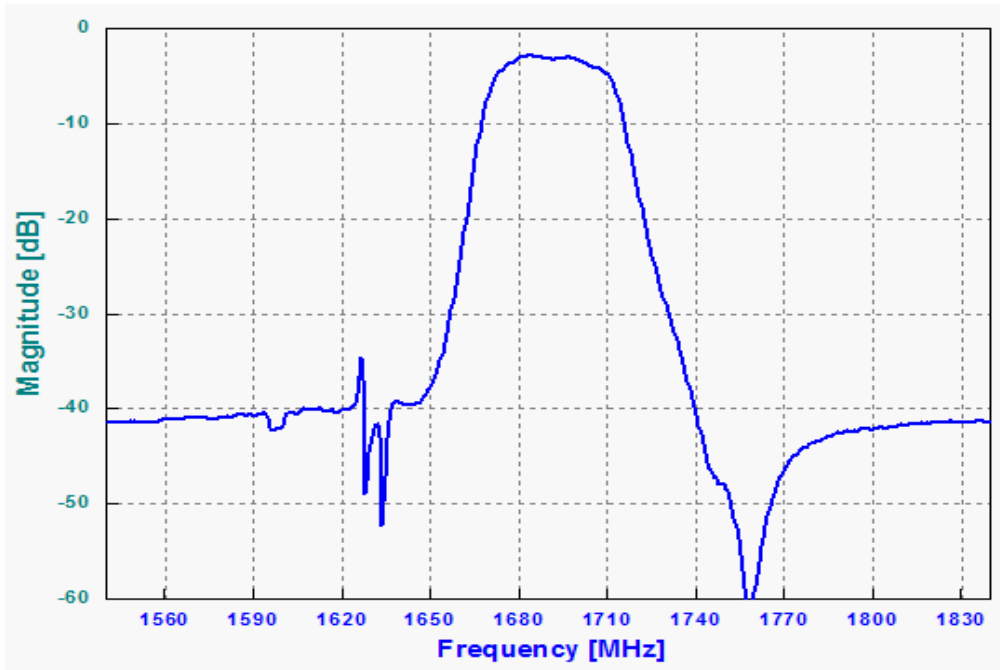


Testing Environment

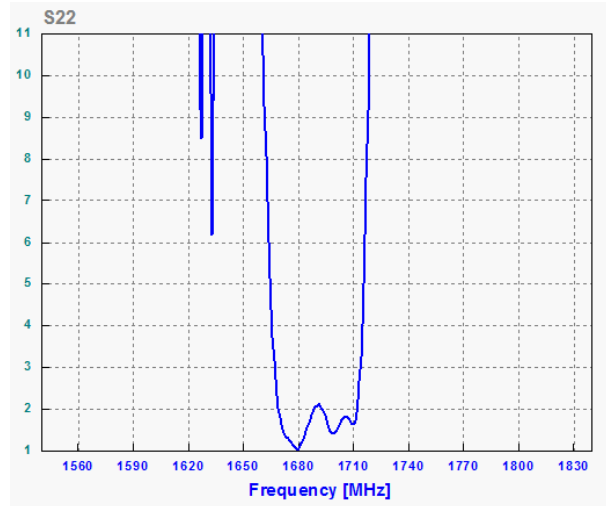
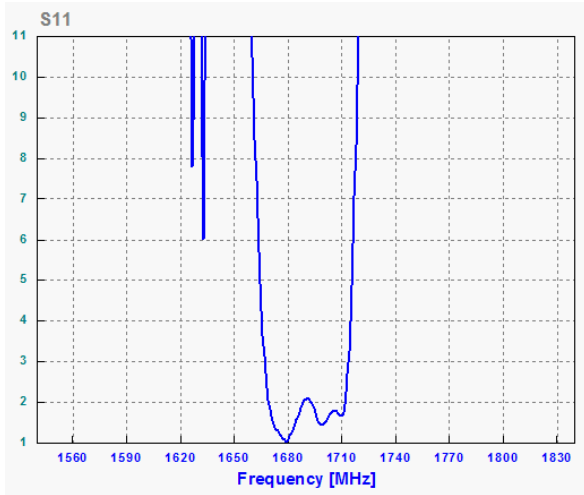


Frequency Characteristics

Frequency Response



VSWR



Smith Chart

